



# Evidence for Magnetar Precession in X-Ray Afterglows of Gamma-Ray Bursts

A. G. Suvorov and K. D. Kokkotas

Theoretical Astrophysics, IAAT, University of Tübingen, Germany; [arthur.suvorov@tat.uni-tuebingen.de](mailto:arthur.suvorov@tat.uni-tuebingen.de)

Received 2020 March 4; revised 2020 March 18; accepted 2020 March 24; published 2020 April 6

## Abstract

Many gamma-ray bursts are followed by periods of extended emission. At least in some cases, the burst afterglow may be powered by a rapidly rotating, highly magnetized neutron star, which spins down due to electromagnetic and gravitational-wave emission. Such a remnant is likely to strongly precess in the early stages of its life, which would lead to modulations in the X-ray luminosity as the triaxiality of the system evolves over time. Using a radiation profile appropriate for a precessing, oblique rotator, we find that Swift-XRT data of a long (080602) and a short (090510) burst matches the model with significantly higher accuracy (mean-square residuals dropping by  $\gtrsim 200\%$  in the early stages of the extended emission) than for an orthogonal rotator. We interpret this as evidence for precession in newborn magnetars.

*Unified Astronomy Thesaurus concepts:* [Magnetars \(992\)](#); [Gamma-ray bursts \(629\)](#); [Stellar oscillations \(1617\)](#); [Magnetic fields \(994\)](#)

## 1. Introduction

A common feature of gamma-ray bursts (GRBs) is the emergence of a shallow decay phase following the prompt emission (Nousek et al. 2006). The absence of spectral evolution during this “plateau” suggests that the afterglow is powered by continuous energy injections from a long-lived remnant (Zhang et al. 2006), born out of gravitational collapse or a compact object merger (Piran 2004; Berger 2014). Depending on the properties of the progenitor star(s), a remnant in the form of a rapidly rotating, highly magnetized neutron star (“millisecond magnetar”) is expected. In this scenario, charged particles near the remnant may be rapidly accelerated toward the surrounding ejecta by magnetic winds, eventually shocking the envelope and collimating a blast wave (Metzger et al. 2008; Dall’Osso et al. 2011; Bucciantini et al. 2012). The nascent neutron star then continues to fuel the system by stabilizing itself via electromagnetic and gravitational-wave emission (Fan et al. 2013; Doneva et al. 2015; Gao et al. 2016; Sarin et al. 2020), which may contribute to the synchrotron emission from the expanding “fireball” as the GRB jet interacts with the surrounding interstellar medium (Mészáros & Rees 1993; Sarin et al. 2019). The afterglow luminosity gradually decays as the star decelerates over a spin-down timescale  $\tau_{\text{sd}}$ . The magnetic field strength, equation of state, and rotational frequency can thus all be studied by comparing the theoretical radiation luminosities with the observed light curves (Rowlinson et al. 2014; Lasky & Glampedakis 2016; Stratta et al. 2018).

Interestingly, the X-ray afterglow curves for certain GRBs display oscillatory behavior on timescales shorter than  $\tau_{\text{sd}}$  (Dermer & Mitman 1999; Fargion 2003; Margutti et al. 2008). If these oscillations are genuine features of the energy profile of the remnant rather than of observational or astronomical systematics, such as red noise at  $\sim$ Hz frequencies due to the variability of the burst itself (Goldstein et al. 2017), it is possible that even more information can be extracted about the nature of GRB remnants (Margalit & Metzger 2019).

The efficiency of both electromagnetic and gravitational radiation emitted by a newborn star depends on the details of its orientation and triaxiality (Xiao & Dai 2019), most notably on

the inclination angle  $\alpha$  made between the rotation  $\Omega$  and magnetic  $\mathbf{B}$  axes (Şaşmaz Muş et al. 2019). Since post-formation convection is expected to erase any pre-existing correlation between these two vectors (Thompson & Duncan 1993), the remnant is likely an oblique rotator, at least at birth (Melatos 2000; Lander & Jones 2018). In general,  $\alpha$  evolves over time as  $\Omega$  and  $\mathbf{B}$  evolve, and oscillations or “wobbles” in  $\alpha$  are a feature often seen in magnetohydrodynamic simulations (Arzamasskiy et al. 2015; Goglichidze et al. 2015; Zanazzi & Lai 2015). If the star is rapidly rotating and highly elliptical, early-time precession may then modulate the spin-down luminosity to some extent on timescales less than  $\tau_{\text{sd}}$ . It is the purpose of this Letter to demonstrate that fitting a precessing magnetar model to Swift-XRT data (Evans et al. 2009) results in significantly lower residuals than for an orthogonal rotator, at least in some cases. We model the emission profiles for remnants in GRB 080602 (a long GRB) and GRB 090510 (a short GRB), as they both display the “plateau” phase expected of a magnetar central engine with strong dipole field (Rowlinson et al. 2013; Stratta et al. 2018).

A concordance cosmology with Planck Collaboration et al. (2018) parameters  $H_0 = 67.4 \text{ km s}^{-1} \text{ Mpc}^{-1}$ ,  $\Omega_M = 0.32$ , and  $\Omega_\Lambda = 0.68$  is adopted throughout to translate between measured fluxes and (bolometric) source luminosities. In Section 2 we briefly review the magnetar central engine model for extended emission in GRBs, and compare the well-known formula for electromagnetic spin-down for an orthogonal rotator with a generalized expression appropriate for a precessing, oblique rotator. Light curve fits for GRBs 080602 (Section 3.1) and 090510 (Section 3.2) are then presented for both models, with some discussion given in Section 4.

## 2. Millisecond Magnetar Engines for GRBs

The energy reservoir of a newborn neutron star consists primarily of its rotational kinetic energy,<sup>1</sup>

$$E_{\text{rot}} = \frac{1}{2} I \Omega^2 \sim 2 \times 10^{52} M_{1.4} R_6^2 P_{-3}^{-2} \text{ erg}, \quad (1)$$

<sup>1</sup> The convention  $Z_x = 10^{-x} Z$  in CGS units, with the exception of mass measured in solar masses, is adopted throughout.

where  $I \sim 2MR^2/5$  is the moment of inertia for stellar mass  $M$ , radius  $R$ , and spin period  $P = 2\pi/\Omega$ . In the magnetar central engine model for GRBs, the X-ray afterglow following the prompt emission is powered by the injection of energy into the forward shock through the conversion of mechanical energy (1) into radiation energy with luminosity  $L$ ,

$$-\dot{E}_{\text{rot}} = -I\Omega\dot{\Omega} = \eta L, \quad (2)$$

where  $\eta \leq 1$  is an efficiency parameter accounting for imperfect conversion (see, e.g., Xiao & Dai 2019). If the newborn star is an oblique rotator with millisecond period and strong ( $\gtrsim 10^{15}$  G) magnetic field, the dominant term within  $L$  may be sourced by electromagnetic braking. In general, neutrino outflow from Urca cooling (Thompson et al. 2004), fall-back accretion (Melatos & Priymak 2014), or gravitational radiation may also be important (Corsi & Mészáros 2009) as substantial, time-varying quadrupole moments can be induced by magnetic deformations (Mastrano et al. 2015) or quasi-normal oscillations (Krüger & Kokkotas 2019). We will ignore these effects here for simplicity (though see Section 3).

### 2.1. Electromagnetic Dipole Radiation

In the dipole approximation, the electromagnetic spin-down luminosity associated to a neutron star with polar field strength  $B_p$  is given by

$$L_{\text{EM}} = \frac{B_p^2 R^6 \Omega^4}{6c^3} \lambda(\alpha), \quad (3)$$

where  $\lambda$  depends on the neutron star orientation through the inclination angle  $\alpha$  and the magnetospheric physics. In vacuum one has  $\lambda(\alpha) = \sin^2 \alpha$ , though the neutron star is unlikely to be perfectly isolated in reality, as charges accumulate in the magnetosphere via induction-generated electric fields near the stellar surface (Goldreich & Julian 1969), especially if there are active magnetic winds; numerical simulations of charge-filled magnetospheres suggest instead that  $\lambda(\alpha) \approx 1 + \sin^2 \alpha$  in reality (Spitkovsky 2006; Kalapotharakos & Contopoulos 2009; Philippov et al. 2015). Here, we adopt a hybrid model with  $\lambda = 1 + \delta \sin^2 \alpha$ , where the parameter  $|\delta| \leq 1$  quantifies our ignorance of the magnetospheric physics (Arzamasskiy et al. 2015).

In general, the energy-balance Equation (2) can be solved using expression (3) to determine the angular velocity as a function of time, which then determines the X-ray luminosity  $L(t)$ . In the case  $\delta = 0$  (equivalently, for an orthogonal rotator in vacuum with  $\alpha = \pi/2$ ),  $L$  takes the well-known form

$$L_{\perp} = \frac{B_p^2 R^6 \Omega_0^4}{6c^3} \left(1 + \frac{t}{\tau_{\text{sd}}}\right)^{-2}, \quad (4)$$

where  $\tau_{\text{sd}} \sim 2.3 \times 10^3 \text{ s} \times (M_{1.4} B_{p,15}^{-2} P_{0,-3}^2 R_6^{-4})$  is the characteristic spin-down time for birth period  $P_0 = 2\pi/\Omega_0$ . GRB afterglows that are characterized by a roughly constant ‘‘plateau’’ phase ( $t \ll \tau_{\text{sd}}$ ) followed by a  $t^{-2}$  falloff ( $t \gg \tau_{\text{sd}}$ ) are then well described by (4). However, as initially argued by Thompson & Duncan (1993; see also Melatos 2000; Lander & Jones 2018), turbulent convection in the post-merger (short GRBs) or post-collapse (long GRBs) remnant breaks any pre-existing correlation between the Euler angles of the system, and

thus it is unlikely that  $\boldsymbol{\Omega} \cdot \mathbf{B} \approx 0$  everywhere at birth, regardless of environmental details.

### 2.2. Precession

At times  $t$  less than the spin-down time  $\tau_{\text{sd}}$ , the evolution of the inclination angle  $\alpha$  is mainly driven by precession (Goldreich 1970; Zanazzi & Lai 2015),

$$\dot{\alpha} \approx k \Omega_p \csc \alpha \sin(\Omega_p \times t), \quad (5)$$

where  $k$  is an order-unity factor that is related to the other Euler angles defining the triaxial neutron star and  $\Omega_p = 2\pi/P_p$  is the precession velocity, related to the rotational velocity through  $\Omega_p \approx \epsilon \Omega$  for oblateness  $\epsilon$  (see e.g., Goglichidze et al. 2015), which in turn is related to the mass quadrupole moment of the newborn magnetar (see e.g., Jaranowski et al. 1998).

Assuming that the oblateness remains constant until several spin-down times have elapsed, we obtain an approximate solution to the coupled system (3) and (5), which implies that the precession-modified electromagnetic spin-down luminosity reads

$$L_{\alpha} \approx \frac{B_p^2 R^6 \Omega_0^4}{6c^3} \left\{ 1 + \delta - \delta [\alpha_0 + k \cos(\Omega_p \times t)]^2 \right\} \times \left\{ 1 + \frac{t \left[ 1 + \delta \left( 1 - \alpha_0^2 - \frac{1}{2} k^2 \right) \right]}{\tau_{\text{sd}}} \right\} - \frac{k \delta \left[ 2\alpha_0 + \frac{1}{2} k \cos(\Omega_p \times t) \right] \sin(\Omega_p \times t)}{\tau_{\text{sd}} \Omega_p} \right\}^{-2}, \quad (6)$$

where  $\alpha_0$  is related to the inclination angle at birth, and

$$\Omega_p(t) \approx \epsilon \Omega_0 \left( 1 + \frac{t}{\tau_{\text{sd}}} \right)^{-1/2}. \quad (7)$$

Expression (6) generalizes that of (4) by including magnetospheric physics ( $\delta$ ), the Euler angles at birth ( $k$ ,  $\alpha_0$ ), and precession ( $\Omega_p$ ), which are not entirely independent. In any case, setting  $\delta = 0$  returns the orthogonal rotator solution (4). The physical parameters of the nascent neutron star can be then be inferred by fitting afterglow data to the spin-down luminosity (6).

## 3. Light Curve Fitting

We employ simple error-weighted Monte Carlo simulations to minimize the square residuals when fitting a spin-down luminosity to afterglow data from the Swift-XRT catalog (Evans et al. 2009). To this end, we consider two models here: the orthogonal rotator, for which the spin-down luminosity is given by the well-known formula (4), and the oblique, precessing rotator, where the luminosity is instead given by expression (6).

It is important to note that the latter model described above has more free parameters than the former. This implies that we should always obtain a better fit, regardless of whether or not the additional parameters are physically important. To provide evidence that the additional parameters are not spurious but rather represent meaningful physics, we can calculate the associated Akaike information criterion (AIC) of each fit,

**Table 1**

Properties of the Fits Obtained for GRBs 080602 (Section 3.1) and 090510 (Section 3.2), Where We Have Assumed Slightly Different Values for the Efficiency  $\eta$ ; See the Text for Details

	$B_p$ ( $10^{15}$ G)	$P_0$ (ms)	$\delta$	$\alpha_0$	$k$	$\epsilon$ ( $10^{-4}$ )	AIC
080602							
$L_\alpha$	1.02	1.25	-0.46	-0.47	0.29	1.45	17.1
$L_\perp$	0.79	1.21	...	...	...	...	51.2
090510							
$L_\alpha$	5.63	2.94	-0.51	-0.49	0.25	9.65	84.1
$L_\perp$	3.22	2.48	...	...	...	...	96.5

**Note.** The AIC numbers are computed from (8) with proportionality factor 2 (Sakamoto et al. 1986).

where

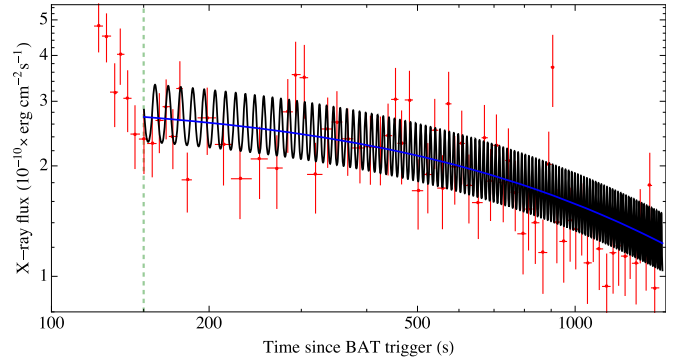
$$\text{AIC} \propto m - \max_m \hat{\ell}, \quad (8)$$

for  $m$  parameters to be estimated, where  $\hat{\ell}$  is the log-likelihood function of the model. In general, given a set of candidate models for some data, the one with the minimum AIC value is preferred (Sakamoto et al. 1986). In both cases discussed below, we find that the AIC number for the precession model is substantially smaller than for the orthogonal rotator. A summary of fitted parameters is given in Table 1 below.

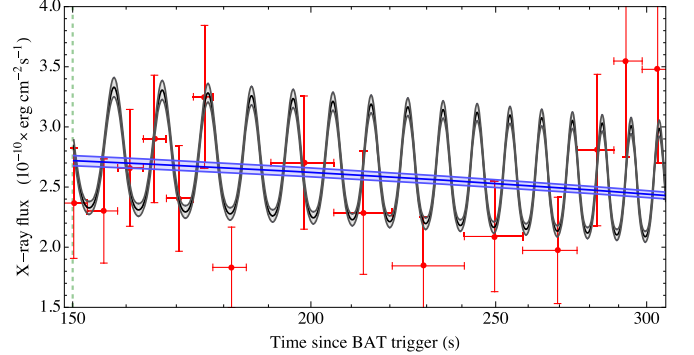
### 3.1. A Long GRB: 080602

GRB 080602 is a long GRB at redshift  $z = 1.82$  (Krühler et al. 2015), with prompt burst duration  $T_{90} = 74 \pm 7$  s in the 15–350 keV band and photon index  $\Gamma \approx 1.43$ . In general, there is a delay of several tens of seconds between the prompt emission and the afterglow, which may be attributed to the activation time of the magnetic winds: it takes  $\gtrsim 10$  s for the (proto-)magnetar to cool enough for the neutrino-loaded magnetic wind to become ultra-relativistic (Metzger et al. 2008). Following the onset of extended emission, a steep decay in the flux is observed until  $t \sim 150$  s after the Swift Burst Alert Telescope (BAT) trigger, interpretable as the fading of the impulsive energy provided by the adiabatic fireball (Corsi & Mészáros 2009; Bucciantini et al. 2012). Direct fits to the observed X-ray flux  $F$ , which is related to the luminosity through  $L(t) = 4\pi D_L^2 F(t) K(z)$  for luminosity distance  $D_L$  and cosmological  $k$ -correction factor  $K(z) = (1+z)^{\Gamma-2}$  (Bloom et al. 2001; Şaşmaz Muş et al. 2019), are shown in Figure 1. A zoom-in of the first 150 s post-fireball are shown in Figure 2 for improved visibility. In this section, we assume canonical values of  $R = 12$  km and  $M = 1.4 M_\odot$ .

For the precessing model, the best-fit numbers are found as  $B_p/\sqrt{\eta_{0.5}} = 1.02 \times 10^{15}$  G,  $P_0/\sqrt{\eta_{0.5}} = 1.25$  ms,  $\delta = -0.46$ ,  $\alpha_0 = -0.47$ ,  $k = 0.29$ , and  $\epsilon/\sqrt{\eta_{0.5}} = 1.45 \times 10^{-4}$ . Note that adjusting the efficiency  $\eta$  scales the polar field strength and spin period accordingly. In general, an ellipticity of the order  $\epsilon \sim 6 \times 10^{-6} B_{p,15}^2 R_6^4 M_{1.4}^{-2}$  is expected from magnetic deformations alone (Mastrano et al. 2015). As such, if the internal field is  $\lesssim 4$  times stronger than the polar  $B_p$  value, as suggested by galactic magnetar observations (Kaspi & Beloborodov 2017), or if there are active quasi-normal oscillations (Doneva et al. 2015; Lasky &



**Figure 1.** Light curve fits for GRB 080602 (data shown in red; Evans et al. 2009) via electromagnetic spin-down from a newborn magnetar, where the impulsive fireball energy ends  $\sim 150$  s (dashed, green line) after the initial detection by the Swift BAT. Over-plotted are the best fits of the data to an emission profile for an orthogonal rotator in vacuum (blue curve) and for a star with a magnetic inclination angle evolving due to precession (black curve). The oscillations become increasingly damped as the precession frequency decreases.



**Figure 2.** Zoom-in of the first 150 s post-fireball for the fits shown in Figure 1. The shaded regions surrounding the blue and black curves indicate the respective 90% confidence intervals for the fits.

Glampedakis 2016; Krüger & Kokkotas 2019), the model pulls out the anticipated ellipticity quite organically.

Defining the (normalized) averaged mean-square residuals  $\sigma$  over  $N$  data points as

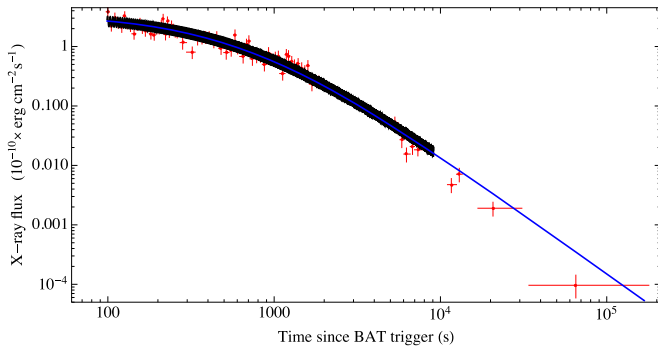
$$\sigma = \frac{1}{N} \sum_{i=1}^N [F_{-10}(t_i) - F_{\text{data},-10}(t_i)]^2, \quad (9)$$

we obtain  $\sigma_\alpha = 0.17 \pm 0.07$  over the entire data set for this model, while for the first 150 s (though with the same fit) we find  $\sigma_\alpha = 0.15 \pm 0.13$ .

For the orthogonal rotator we find  $B_p/\sqrt{\eta_{0.5}} = 7.91 \times 10^{14}$  G and  $P_0/\sqrt{\eta_{0.5}} = 1.21$  ms. In this case,  $\sigma_\perp = 0.24 \pm 0.08$  over the entire data set, while for the first 150 s we have  $\sigma_\perp = 0.33 \pm 0.19$ . As such, the fit is improved by  $\approx 40\%$  over the entire data set when using  $L_\alpha$  over  $L_\perp$ , while in the early stages of emission, where precession is most important, the fit is improved by  $\approx 220\%$ . These improvements, together with the AIC numbers (see Table 1), suggest that a precessing model is favored over the standard spin-down model.

### 3.2. A Short GRB: 090510

GRB 090510 is a short GRB at redshift  $z = 0.9$  (Ackermann et al. 2010), with prompt emission duration  $T_{90} = 0.3 \pm 0.1$  s in the 15–350 keV band and photon index  $\Gamma \approx 0.98$ . As this



**Figure 3.** Light curve fits for GRB 090510 (data shown in red; Evans et al. 2009) via electromagnetic spin-down from a newborn magnetar. Overplotted are the best fits of the data to an emission profile for an orthogonal rotator in vacuum (blue curve) and for a star with a magnetic inclination angle evolving due to precession (black curve).

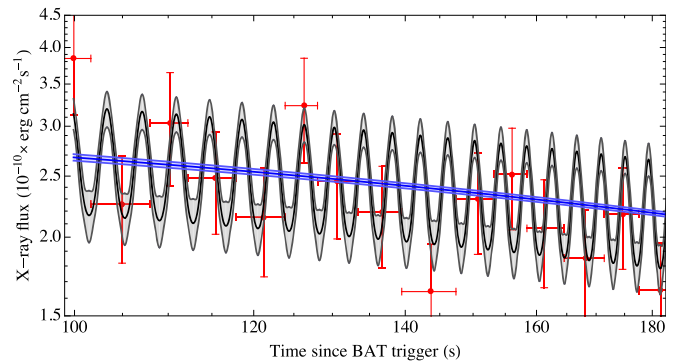
object was likely born out of a merger event (Berger 2014), we assume the star is more compact, and take values  $R = 12$  km and  $M = 2.0 M_{\odot}$ . For this GRB, no impulsive fireball phase is explicitly evident in the Swift-XRT data, though a plateau is seen at early times, eventually decaying as  $\sim t^{-2}$  (Evans et al. 2009). Direct fits to the observed X-ray flux  $F$  are shown in Figure 3, while a zoom-in of the first 80 s of data are shown in Figure 4. After a few  $\tau_{\text{sd}}$  have elapsed, the “wobbling” settles down, and the oscillation amplitudes decrease.

For the precession model, the best-fit parameters we find are  $B_p/\sqrt{\eta_{0.1}} = 5.63 \times 10^{15}$  G,  $P_0/\sqrt{\eta_{0.1}} = 2.94$  ms,  $\delta = -0.51$ ,  $\alpha_0 = -0.49$ ,  $k = 0.25$ , and  $\epsilon/\sqrt{\eta_{0.1}} = 9.65 \times 10^{-4}$ . Again, an internal field of strength  $B_{\text{int}} \lesssim 3B_p$  would naturally induce an ellipticity of this order (Mastrano et al. 2015). The residuals read  $\sigma_{\alpha} = 0.063 \pm 0.026$  over the entire data set, while for the first 80 s we have  $\sigma_{\alpha} = 0.11 \pm 0.09$ . For the orthogonal rotator we find  $B_p/\sqrt{\eta_{0.1}} = 3.22 \times 10^{15}$  G and  $P_0/\sqrt{\eta_{0.1}} = 2.48$  ms (which are similar to those obtained by Rowlinson et al. 2013) while  $\sigma_{\perp} = 0.11 \pm 0.04$  over the entire data set, and  $\sigma_{\perp} = 0.24 \pm 0.14$  over the first 80 s. Similar to the case of GRB 080602, the precession fits are  $\approx 75\%$  better over the entire data set, though an improvement of  $\approx 220\%$  is seen during the first 80 s of data.

It is perhaps unsurprising that for a short GRB, possibly originating from a merger event, more extreme neutron star parameters are found than for the long GRB 080602; using numerical simulations, Price & Rosswog (2006) found that Kelvin–Helmholtz instabilities occurring at the shear layer between the progenitor stars can produce ultra-strong fields ( $\lesssim 10^{17}$  G). Furthermore, the comparatively large value of the ellipticity  $\epsilon$  is also unsurprising, since the remnant may be highly deformed (Doneva et al. 2015; Gao et al. 2016; Sarin et al. 2020). Note that even for  $\epsilon \sim 10^{-3}$ , the gravitational-wave power is an order of magnitude smaller than the electromagnetic counterpart for  $B_p \lesssim 10^{16}$  G (Lasky & Glampedakis 2016).

#### 4. Summary

In this article, we generalize the standard electromagnetic spin-down luminosity (4) for an orthogonal rotator to include the effects of precession, which naturally leads to fluctuations in the radiation luminosity  $L$  during the first  $\lesssim$  hours of a millisecond neutron star’s life as the magnetic inclination angle  $\alpha$  “wobbles” (Melatos 2000; Goglichidze et al. 2015; Zanazzi



**Figure 4.** Zoom-in of the first 80 s of data for the fits in Figure 3. The shaded regions surrounding the blue and black curves represent the respective 90% confidence intervals for the fits.

& Lai 2015). The wobbling may then manifest as damped oscillations in the X-ray fluxes seen from GRB afterglows powered by energy-injection from newborn millisecond magnetars (see Figures 2 and 4). We find that these oscillations are consistent with observed short-time variabilities in GRBs 080602 and 090510, assuming that the variability is due to the nature of the source and not of instrumental or astronomical systematics, such as from red noise due to the variability of the burst itself at  $\sim$ Hz frequencies, as seen in GRB 170817A (Goldstein et al. 2017).

Fitting Swift-XRT data to luminosity profiles appropriate for orthogonal rotators (4) and precessing, oblique rotators (6), we find that the mean-square residuals can be substantially reduced (up to  $\approx 220\%$  for both GRBs 080602 and 090510), and that, despite having more free parameters, the fits are preferred, information-theoretically speaking, because the AIC values are smaller than for the orthogonal rotator fits (Sakamoto et al. 1986); see Table 1. Moreover, the parameters that are pulled out from the fits are mutually consistent, and match expectations of magnetar birth; for example, the ellipticities inducing precession match well with the values expected from magnetic deformations (Mastrano et al. 2015). Although not conclusive, this provides evidence for early-time precession in millisecond magnetars born out of either supernovae (for long GRBs) or merger events (for short GRBs), and generally strengthens the millisecond magnetar proposal as an explanation for extended emission, at least in some cases.

Indeed, it is important to note that millisecond magnetars are not the only viable explanation for X-ray afterglow curves (Berger 2014). In fact, the standard interpretation involves the GRB jet interacting with the surrounding interstellar medium (culminating in a fireball), which produces multi-band emission (Mészáros & Rees 1993). Nevertheless, plateau phases (Rowlinson et al. 2013; Stratta et al. 2018) and/or steep falloffs at late ( $t \gtrsim 10^3$  s) times (Lasky & Glampedakis 2016; Sarin et al. 2020) are difficult to explain with a pure fireball model (Sarin et al. 2019), and provide motivation to study the millisecond magnetar engine for extended emissions in the X-ray band.

In this work, we have focused on the simple case of a precessing dipole. A more thorough analysis would include additional terms in (2) from neutrino-driven mass losses (Thompson et al. 2004), gravitational radiation (Lasky & Glampedakis 2016), multipolar magnetic fields (Mastrano et al. 2015), and possible fall-back accretion (Melatos & Priymak 2014), all of which would modify the braking index  $n$  of

the neutron star and help explain the inferred values  $3 \lesssim n \lesssim 5$  for various GRB remnants (Lü et al. 2019; Xiao & Dai 2019). In a plasma-filled magnetosphere, the braking index reads  $n \approx 3 + 2 \sin^2 \alpha \cos^2 \alpha (1 + \sin^2 \alpha)^{-2}$  (Arzamasskiy et al. 2015), which is generally greater than 3 though fluctuates as  $\alpha$  wobbles in a precessing model. For the fits obtained herein, this model gives  $3.02 \leq n(t) \leq 3.24$  for GRB 086002 and  $3.03 \leq n(t) \leq 3.23$  for GRB 090510. It would certainly be worthwhile to extend this study by including more general braking physics in future.

This work was supported by the Alexander von Humboldt Foundation and by the DFG research grant 413873357. We thank the anonymous referee for their helpful feedback, which considerably improved the quality of the manuscript.

## References

- Aasi, J., Abadie, J., Abbott, B. P., et al. 2014, *ApJ*, **785**, 119
- Ackermann, M., Asano, K., Atwood, W. B., et al. 2010, *ApJ*, **716**, 1178
- Arzamasskiy, L., Philippov, A., & Tchekhovskoy, A. 2015, *MNRAS*, **453**, 3540
- Berger, E. 2014, *ARA&A*, **52**, 43
- Bloom, J. S., Frail, D. A., & Sari, R. 2001, *AJ*, **121**, 2879
- Bucciantini, N., Metzger, B. D., Thompson, T. A., & Quataert, E. 2012, *MNRAS*, **419**, 1537
- Corsi, A., & Mészáros, P. 2009, *ApJ*, **702**, 1171
- Dall’Osso, S., Stratta, G., Guetta, D., et al. 2011, *A&A*, **526**, A121
- Dermer, C. D., & Mitman, K. E. 1999, *ApJL*, **513**, L5
- Doneva, D. D., Kokkotas, K. D., & Pnigouras, P. 2015, *PhRvD*, **92**, 104040
- Evans, P. A., Beardmore, A. P., Page, K. L., et al. 2009, *MNRAS*, **397**, 1177
- Fan, Y.-Z., Wu, X.-F., & Wei, D.-M. 2013, *PhRvD*, **88**, 067304
- Fargion, D. 2003, *ChJAS*, **3**, 472
- Gao, H., Zhang, B., & Lü, H.-J. 2016, *PhRvD*, **93**, 044065
- Goglichidze, O. A., Barsukov, D. P., & Tsygan, A. I. 2015, *MNRAS*, **451**, 2564
- Goldreich, P. 1970, *ApJL*, **160**, L11
- Goldreich, P., & Julian, W. H. 1969, *ApJ*, **157**, 869
- Goldstein, A., Veres, P., Burns, E., et al. 2017, *ApJL*, **848**, L14
- Jaranowski, P., Królak, A., & Schutz, B. F. 1998, *PhRvD*, **58**, 063001
- Kalopotharakos, C., & Contopoulos, I. 2009, *A&A*, **496**, 495
- Kaspi, V. M., & Beloborodov, A. M. 2017, *ARA&A*, **55**, 261
- Krüger, C. J., & Kokkotas, K. D. 2019, arXiv:1910.08370
- Krühler, T., Malesani, D., Fynbo, J. P. U., et al. 2015, *A&A*, **581**, A125
- Lander, S. K., & Jones, D. I. 2018, *MNRAS*, **481**, 4169
- Lasky, P. D., & Glampedakis, K. 2016, *MNRAS*, **458**, 1660
- Lü, H.-J., Lan, L., & Liang, E.-W. 2019, *ApJ*, **871**, 54
- Margalit, B., & Metzger, B. D. 2019, *ApJL*, **880**, L15
- Margutti, R., Guidorzi, C., Chincarini, G., et al. 2008, in AIP Conf. Proc. 1065, Y.-F. Huang, Z.-G. Dai, & B. Zhang (Melville, NY: AIP), 259
- Mastrano, A., Suvorov, A. G., & Melatos, A. 2015, *MNRAS*, **447**, 3475
- Melatos, A. 2000, *MNRAS*, **313**, 217
- Melatos, A., & Priymak, M. 2014, *ApJ*, **794**, 170
- Mészáros, P., & Rees, M. J. 1993, *ApJ*, **405**, 278
- Metzger, B. D., Quataert, E., & Thompson, T. A. 2008, *MNRAS*, **385**, 1455
- Nousek, J. A., Kouveliotou, C., Grupe, D., et al. 2006, *ApJ*, **642**, 389
- Philippov, A. A., Spitkovsky, A., & Cerutti, B. 2015, *ApJL*, **801**, L19
- Piran, T. 2004, *RvMP*, **76**, 1143
- Planck Collaboration, Aghanim, N., Akrami, Y., et al. 2018, arXiv:1807.06209
- Price, D. J., & Rosswog, S. 2006, *Sci*, **312**, 719
- Rowlinson, A., Gompertz, B. P., Dainotti, M., et al. 2014, *MNRAS*, **443**, 1779
- Rowlinson, A., O’Brien, P. T., Metzger, B. D., Tanvir, N. R., & Levan, A. J. 2013, *MNRAS*, **430**, 1061
- Sakamoto, Y., Ishiguro, M., & Kitagawa, G. 1986, Akaike Information Criterion Statistics (Dordrecht: Kluwer Academic)
- Sarin, N., Lasky, P. D., & Ashton, G. 2019, *ApJ*, **872**, 114
- Sarin, N., Lasky, P. D., & Ashton, G. 2020, *PhRvD*, **101**, 063021
- Şaşmaz Muş, S., Çikintoğlu, S., Aygün, U., Ceyhun Andaç, I., & Ekşi, K. Y. 2019, *ApJ*, **886**, 5
- Spitkovsky, A. 2006, *ApJL*, **648**, L51
- Stratta, G., Dainotti, M. G., Dall’Osso, S., Hernandez, X., & De Cesare, G. 2018, *ApJ*, **869**, 155
- Thompson, C., & Duncan, R. C. 1993, *ApJ*, **408**, 194
- Thompson, T. A., Chang, P., & Quataert, E. 2004, *ApJ*, **611**, 380
- Xiao, D., & Dai, Z.-G. 2019, *ApJ*, **878**, 62
- Zanazzi, J. J., & Lai, D. 2015, *MNRAS*, **451**, 695
- Zhang, B., Fan, Y. Z., Dyks, J., et al. 2006, *ApJ*, **642**, 354