

Augmentation of Corrosion Inhibition Property of Thiourea by Aliphatic Amines in Presence of Aggressive Cl^- ions and Acidic SO_2 Environment

V. Saini^{1*}, H. Kumar² and S. K. Saini³

¹Department of Chemistry, Janta Girls P.G. College, Ellenabad, Haryana – 125102, India.

²Department of Chemistry, Chaudhary Devi Lal University, Sirsa, Haryana – 125055, India.

³Department of Physics, Janta Girls P.G. College, Ellenabad, Haryana – 125102, India.

Authors' contributions

This work was carried out in collaboration between all authors. Authors VS and HK designed the study and wrote the protocol. Author VS performed the statistical analysis, managed the literature search and wrote the first draft of the manuscript with assistance from author SKS. All authors read and approved the final manuscript.

Article Information

DOI: 10.9734/IRJPAC/2016/22529

Editor(s):

(1) Wolfgang Linert, Institute of Applied Synthetic Chemistry Vienna University of Technology Getreidemarkt, Austria.

Reviewers:

(1) Hao Wang, Northeastern University, China.

(2) C. Mary Anbarasi, Jayaraj Annapackiam College for Women, Periyakulam, Tamil Nadu, India.

(3) R. Saratha, Avinashilingam Institute for Home Science and Higher Education for Women, India.

Complete Peer review History: <http://sciencedomain.org/review-history/12853>

Original Research Article

Received 7th October 2015
Accepted 4th December 2015
Published 31st December 2015

ABSTRACT

With the growth of industrialization and modernization, it has now become essential for any country to construct and develop the basic infrastructure like highways, high speed rails, metro trains, bridges, schools, colleges, hospitals, strong air vehicle network etc. Development of these basic requisites has created a strong demand for production of steel. And we are doing so. We are now 4th largest steel producer in world. But production of steel and its products is only one step towards a sustained growth. We are facing strong challenges in maintaining the quality of steel products. Atmospheric corrosion of almost all parts of these structural elements can cause serious losses to lives, a great loss of money and times as well. Atmospheric corrosion can aggressively accelerate the rate of degradation of steel during their manufacturing, processing, storage and transportation. In these cases, traditional methods to prevent corrosion are not suitable which provide scope of

*Corresponding author: E-mail: dony84@rediffmail.com;

vapour phase corrosion inhibitors in industries, defense and daily life. Corrosion inhibition property of Thiourea is tested with aliphatic amines i.e. 1,3-Diaminopropane, N,N,N,N-Tetramethylethylenediamine and Ethylamine for mild steel in different aggressive atmospheric conditions of chloride ions and sulphurdioxide by Vapour pressure determination test, Weight loss test, Salt spray test and Sulphur dioxide test at 50°C . It is found that percentage corrosion inhibition efficiency of combinations are in order of Thiourea+N,N,N,N-Tetramethylethylenediamine > Thiourea+Ethylamine > Thiourea+1,3-Diaminopropane. Chloride ions affect the barrier layer of corrosion inhibitor on surface of mild steel coupon and produce porosity on mild steel surface. Mechanism of action of corrosion inhibitors and effect of aggressive corrodent on the surface of mild steel are supported by morphology of mild steel studied by Metallurgical research microscopy and Scanning electron microscopy. Results of scanning electron microscopy provide the evidence of crevice corrosion, formation of barrier layer of vapours of vapour phase corrosion inhibitors and penetration of that barrier layer by chloride ions on mild steel surface. It is found that percentage corrosion inhibition efficiency of Thiourea + N,N,N,N-Tetramethylethylenediamine is very high (80.98%) in weight loss test but become little bit low in NaCl and sulphurdioxide environments by aggressive action of chloride and sulphate ions respectively.

Keywords: Thiourea; aliphatic amines; weight loss test; VPCI; salt spray test; SO₂ test.

1. INTRODUCTION

With large number of outdoor structures such as buildings, fences, bridges, towers, automobiles, ships and innumerable other applications exposed to the atmospheric environment, there is no wonder that so much attention has been given to the subject. Many variables influenced the corrosion characteristics of an atmosphere. Relative humidity, temperature, sulphur dioxide content, hydrogen sulphide content, chloride content, amount of rain fall, dust and even the position of the exposed metal exhibit marked influence on corrosion behavior, geographic location is also a factor. Atmospheric corrosion depends not only on the moisture content present but also on the dust content and the presence of other impurities in the air, all of which have an effect on the consideration of moisture on the metal surface and the resulting corrosiveness. Air temperature can also be a factor [1-3].

Corvo [4] and Moricelli et al. [5] studied the relationship between chloride ion concentrations with corrosion rate in atmospheric conditions. Ericsson showed that NaCl can cause corrosion at very low concentration because it can induce corrosion by SO₂ on a carbon steel surface [6]. NaCl can enhance 14 times rate of corrosion by SO₂ at 90% relative humidity at 22°C. In another report of Blucher et al., they have investigated adverse effect of CO₂ on corrosion of aluminium [7]. Vuorinen et al. [8] and a list of authors have worked on organic compounds as vapour phase corrosion inhibitors (VPCI). Organic substances have been studied as VPCI for mild steel were

morpholine derivatives and diamino hexane derivatives, fatty acid thiosemicarbazides [9], cyclohexylamine and dicyclohexylamine [10,11], amine carboxylates [12], diethyl ammonia caprylate [13], ammonium caprylate [14], benzoic hydrazide derivatives [15], polyamines [16], bis-piperidiniummethyl-urea and β-amino alcoholic compounds [17]. Apart from organic substances, natural compounds like wood bark oil [18] and thyme [19,20] have also been used as VPCIs. Cano et al. recently have proposed mechanism of inhibition of dicyclohexamine nitrite and dicyclohexamineisonitrite against corrosion due to vapours of acetic acid and formic acid on carbon steel [21]. Zubielewicz et al. [22] studied the electrochemical behavior of mixed anodic inhibitors. Batis et al. [23] evaluated the performance of two primers, first natural rust converter and other on organic primer coating containing VPCI against atmospheric corrosion for reinforcing steel. Lyublinski studied synergistic corrosion management systems by use of corrosion inhibitors [24]. It has been reported in the literature that the corrosion inhibition efficiency of the mixed vapour phase corrosion inhibitors is significantly increased in comparison to that of individual inhibitors in a corroding system [25]. Influence of combinations of sodium dodecyl sulphate-Zn²⁺-HEDP system towards corrosion inhibition of carbon steel was studied by Rajendran et al. [26] and found that this combination gave synergistic effect and provides complete protection in low chloride ion water. Venugopalan et al. [27] studied effects of HEDP, gluconate and zinc on the corrosion inhibition of carbon steel. They developed this ternary inhibitor formulation for carbon steel,

which acts synergistically and gives maximum protection towards corrosion for carbon steel. Similar synergistic effects of HEDP with other combinations have been reported in the literature [28-31].

In continuation to our earlier study [32-39], in the present study, the inhibiting properties of Thiourea (TU) was investigated with aliphatic amines on mild steel at 85% relative humidity and 50°C by Weight loss test, Salt spray test in a solution of 3.0% NaCl, SO₂ test, Metallurgical research microcopy and Scanning electron microscopy.

2. MATERIALS AND METHODS

2.1 Materials

2.1.1 Mild steel

(ASTM-283) coupons of dimensions 3.5 cm × 1.5 cm × 0.025 cm and of chemical composition: C-0.17, Si-0.35, Mn-0.42, S-0.05, P-0.20, Ni-0.01, Cu-0.01, Cr-0.01 and Fe-balance (w/w) were used.

2.1.2 N,N,N,N-Tetramethylethylenediamine

Min. assay 99.0%, Grade A.R., Source Titan Biotech. Ltd. Mumbai.

2.1.3 1,3-Diaminopropane

Min. assay 99.0%, Grade A.R., Source Spectrochem Pvt. Ltd. Mumbai.

2.1.4 Ethylamine

Min. assay 99.0%, Grade A.R., Source Qualigens Fine Chemicals Mumbai.

2.1.5 Ammonium chloride

Minimum assay 99.9%, Molecular weight 53.49, Grade A.R., Source Himedia Lab. Pvt. Ltd. Mumbai.

2.1.6 Sodium thiosulphate (anhydrous)

Minimum assay 99.0%, Molecular weight 158.11, Grade A.R., Source Himedia Lab. Pvt. Ltd. Mumbai.

2.1.7 Ehanol

Minimum assay 99.9%, Molecular weight 46.08, Grade A.R., Source Changsu Yangyuan Chemical Ltd. China.

2.1.8 Thiourea

Min. assay 99.0%, Grade A.R., Source nice Chemica Pvt. Ltd. Chochin.

2.1.9 Acetone

Minimum assay 99.8%, Molecular weight 58.08, Grade A.R., Source Himedia Lab. Pvt. Ltd. Mumbai.

2.1.10 Sodium sulphate (anhydrous)

Minimum assay 99.9%, Molecular weight 142.04, Grade A.R., Source Himedia Lab. Pvt. Ltd. Mumbai.

2.1.11 Sodium chloride

Minimum assay 99.9%, Molecular weight 58.44, Grade A.R., Source Himedia Lab. Pvt. Ltd. Mumbai.

Triply distilled water (conductivity < 1 × 10⁻⁶ ohm⁻¹cm⁻¹) and sulphuric acid were also used to make solutions and washing of metallic specimens.

2.2 Equipments

2.2.1 Weighing balance

Single pan analytical balance, Precision 0.01 mg, Model AB 135-S/FACT, Source Mettler Toledo, Japan.

2.2.2 Humidity chamber

Thermotech. TIC-4000N Temperature Controller, Humidity controller with coarse and fine adjustments, AC Frequency 50-60Hz, Max. Voltage 300 V, Source Make-Associated Scientific Tech., New Delhi.

2.2.3 Salt spray chamber

Thermotech. TIC-4000N Temperature Controller, Pumping system Pt-100, AC Frequency 50-60Hz, Max. voltage 300 V, Source Make-Associated Scientific Tech., New Delhi.

2.2.4 Air thermostat

Nine adjustable chambered, Electrically controlled, Accuracy ± 0.1°C.

2.2.5 Metallurgical research micrograph

Trinocular inverted metallurgical microscope, CXR II Laomed, Mumbai, India, connected with a computer and printer.

2.3 Methods

2.3.1 Vapour pressure determination test

A definite amount of exactly weighted VPCI was placed in a single neck round bottom flask fitted with a rubber cork in the neck having a glass capillary of 1.0 mm diameter in the center of rubber cork. Then the flask was kept in electrically controlled air thermostat maintained at the constant temperature of 50°C for 10 days. Change in weight of VPCIs was observed by analytical balance and vapour pressure of investigated VPCI was determined by weight loss of VPCI for time of exposure by equation 1.

$$P = \frac{W}{At} \sqrt{\frac{2 \pi RT}{M}} \quad (1)$$

Where, P = vapour pressure of tested inhibitor (mmHg), A = area of orifice of capillary (m^2), t = time of exposure of vapours of tested inhibitor on mild steel coupon (sec.), W = weight loss of tested inhibitor (kg) in t time of exposure, T = temperature (K), M = molecular mass of the tested inhibitor (kg) and R = gas constant ($8.314 \text{ JK}^{-1} \text{ mol}^{-1}$).

2.3.2 Weight loss test

Mild steel coupons were mechanically polished successively with the help of emery papers grading 100, 200, 300, 400 and 600 μ and then thoroughly cleaned with plenty of triple distilled water, ethanol and acetone. Then coupons were dried with hot air blower and stored in desiccators over silica gel. Weight loss tests were carried out in an electronically controlled air thermostat maintained at a constant temperature of 50°C. After recording the initial weights of mild steel coupons, they were kept in different isolated chambers of air thermostat having fixed amount of VPCI at a constant temperature of 50°C for 24 hours of exposure time. A uniform thin film of VPCI was adsorbed onto the metal coupon surface after 24 hours of exposure. Then these coupons were transferred to a digitally controlled humidity chamber maintained at 85% humidity at a constant temperature of 50°C for 10 days. Blank coupons untreated with VPCI were also kept in humidity chamber for the same duration in the same corrosive environment. After exposing the coupons for 10 days, coupons were taken out from the humidity chamber and washed initially under running tap water. Loosely adhering corrosion products were removed with the help of rubber cork and coupon was again

washed dried and then weighed again. Corrosion rate in miles per year (mpy) and percentage corrosion inhibition efficiency (PCIE) were calculated by using equations 2 and 3 respectively.

$$\text{CorrosionRate} = \frac{534X W}{DAT} \quad (2)$$

Where, W = weight loss of mild steel coupon in 10 days of experiment (in mg), D = density of mild steel (in g/cm^3), A = area of mild steel coupon (in sq. inch), T = exposure time of vapours of tested inhibitor on mild steel coupon (in hour).

$$PCIE = \frac{CR_o - CR}{CR_o} \times 100 \quad (3)$$

Where, PCIE = Percentage corrosion inhibition efficiency, CR_o = corrosion rate in absence of inhibitor and CR = corrosion rate in presence of inhibitor.

2.3.3 Salt spray test

After exposing the pre-weighted mild steel coupons to VPCI in air thermostat for 24 hours, they were transferred to salt spray chamber having 3.0% NaCl solution maintained at 50°C for duration of 10 days along with blank coupons. After exposing coupons for 10 days, coupons were treated in same manner as treated in weight loss test to remove corrosion products and then CR and PCIE were calculated.

2.3.4 Sulphurdioxide test

SO_2 test was carried out on the mild steel coupons as in weight loss test. SO_2 gas was prepared by dissolving 0.04 g of sodium thiosulphate in 30mL aqueous solution of 1.0% NH_4Cl and 1.0% Na_2SO_4 solution and 0.5 mL of 1.0N H_2SO_4 was added to the flask. Initially pre-weighted and mechanically polished mild steel coupons were placed in air thermostat maintained at 50°C for duration of 10 days. Definite weight of VPCIs in a petridis and flask, which is the source of SO_2 , was placed in the isolated chambers of air thermostat containing mild steel coupons. After exposing coupons for 10 days, CR and PCIE were calculated.

2.3.5 Metallurgical Research Microscopy (MRM)

This test was employed for the surface study of mild steel coupons to know about nature and

type of corrosion. Micrograph of mild steel coupon treated with investigated VPCI were subjected to porosity study and morphology of surface which provided the information about the number of pores, size of pores, percentage porosity and the area covered by the pores on the surface of coupon. Percentage porosity (PP) and total objects (TO) shows the roughness of surface. On the other hand maximum perimeter and maximum area object ratio (A/O) provide the information about the size and depth of the pores on the surface of mild steel after the corrosion test.

2.3.6 Scanning Electron Microscopy (SEM)

Morphology of the selected samples was observed by Scanning Electron Microscopy to provide the evidence in support of type of corrosion. In this technique, the sample was studied at different resolutions on the different spots on the mild steel coupons for complete information about the inhibition mechanism.

3. RESULTS AND DISCUSSION

Combinations of thiourea with 1, 3-Diaminopropane, N,N,N,N-Tetramethylethylenediamine and Ethylamine are tested due to presence of adsorption attacking site like lone pair donar atoms and π electrons

system in the structures of these amines as shown in Table 1.

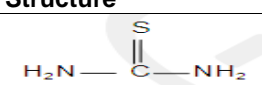
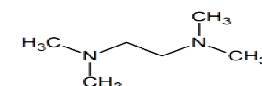
3.1 Vapour Pressure Determination Test

Vapour pressures of combinations of thiourea with different amines are given in Table 2.

3.2 Weight Loss Test

Results of this test are given in Table 3 which shows that thiourea perform as an efficient VPCI with all combinations for mild steel in atmospheric corrosion. Weight loss and corrosion rate of combinations are very low as compared to that of thiourea due to increase in vapour pressure and vapour density of the combinations. PCIE of the different combinations is in following order: Thiourea+N,N,N,N-Tetramethylethylenediamine > Thiourea+Ethylamine > Thiourea+1,3-Diaminopropane. Thiourea + N,N,N,N-Tetramethylethylenediamine show very high percentage corrosion inhibition efficiency due to presence of strong +I effect of four methyl groups near lone pair donar N atom which enhance the Lewis basic strength to form layer of acid base complex on surface of mild steel coupon and to neutralize the acidic environment of atmosphere around coupon as shown in Fig. 1. In Thiourea + Ethylamine, Ethylamine form compact layer on

Table 1. Molecular formula and structures of vapour phase corrosion inhibitors

Name of VPCI	Molecular formula	Structure
Thiourea	(C ₁ H ₄ N ₂ S ₁)	
1, 3-Diaminopropane	(C ₃ H ₁₀ N ₂)	H ₂ N-CH ₂ -CH ₂ -CH ₂ -NH ₂
N,N,N,N-Tetramethylethylenediamine	(C ₆ H ₁₆ N ₂)	
Ethylamine	(C ₂ H ₇ N ₁)	CH ₃ -CH ₂ -NH ₂

*Basis of selection of chemicals as VPCI is presence of lone pair donar atom and vapour pressure at high temperature

Table 2. Vapour pressures of combinations of thiourea with aliphatic amines

Combinations of VPCIs	Vapour pressure (mmHg)
Thiourea	10.48 x 10 ⁻³
Thiourea + 1, 3-Diaminopropane	156.27 x 10 ⁻²
Thiourea + N,N,N,N-Tetramethylethylenediamine	134.89 x 10 ⁻²
Thiourea + Ethylamine	79.88 x 10 ⁻²

* Vapour pressure of combinations are calculated by Raoult,s Law of vapour pressure after vapour pressure determination test.

mild steel surface by chemical adsorption and cover surface uniformly to form barrier layer for atmospheric corrodents. Secondly, presence of four free methyl groups in N,N,N,N-Tetramethylethylenediamine and ethyl group in ethylamine provide barrier for water contents of atmosphere to lower their electrochemical action by their hydrophobic nature.

3.3 Salt Spray Test

Direct contact of NaCl salt on the surface of mild steel coupon and its hydrolysis products accelerate the corrosion rate due to which percentage corrosion inhibition efficiency is little bit a low than that of weight loss test as shown in Table 4.

To determine the effect of salt hydrolysis product and type of corrosion on mild steel in presence of chloride ion is studied by morphology of mild steel coupon with the help of metallurgical research microscopy which are given in Fig. 2 and Table 5.

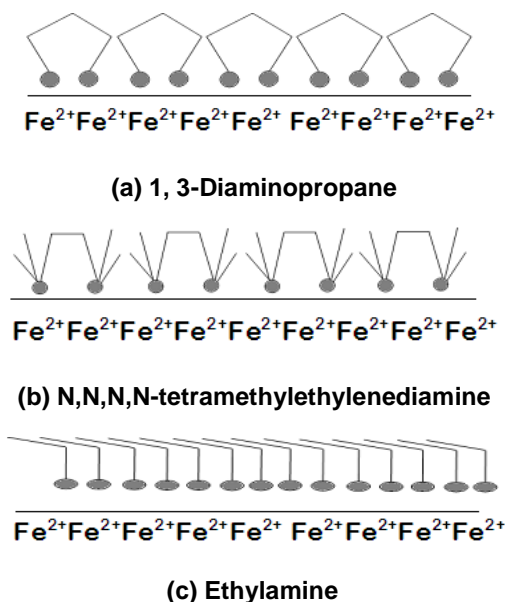


Fig. 1. Adsorption mechanism of combinations of thiourea on mild steel

Table 3. Weight loss, corrosion rate and percentage corrosion inhibition efficiency of combinations of vapour phase corrosion inhibitors obtained from weight loss method

Combinations of VPCI	Wt. loss($\times 10^{-1}$ mg)	CR ($\times 10^{-4}$ mpy)	PCIE
Blank	148	51	-
Thiourea	72	25	51.81
Thiourea+1,3-Diaminopropane	37	12.7	75.1
Thiourea+N,N,N,N-Tetramethylethylenediamine	28	9.7	80.98
Thiourea + Ethylamine	32	11	78.43

*Study of mild steel coupons for corrosion rate calculation were carried out after 10 days exposure of atmospheric corrodents at 50°C. Blank is mild steel coupon untreated with any VPCI before corrosion testing.

Table 4. Weight loss, corrosion rate and percentage corrosion inhibition efficiency of combinations of vapour phase corrosion inhibitors obtained from salt spray test

Combinations of VPCI	Wt. loss ($\times 10^{-1}$ mg)	CR ($\times 10^{-4}$ mpy)	PCIE
Blank	102	35.1	-
Thiourea	49	16.8	51.85
Thiourea+1,3-Diaminopropane	42	14.4	58.57
Thiourea+N,N,N,N-Tetramethylethylenediamine	39	13.5	61.54
Thiourea + Ethylamine	40	13.8	60.68

*Study of mild steel coupons for corrosion rate calculation were carried out after 10 days exposure of 3% NaCl solution in salt spray chamber at 50°C.

Table 5. Results of metallurgical research microscopy of coupon in NaCl environment

Morphological parameters	Blank coupon	Coupon treated with VPCI
Total Objects (TO)	13380	7036
Percentage Porosity (PP)	69.94	10.27
Maximum Perimeter (MP)	52323.4375 μ	3067.0276 μ
Maximum Area (MA)	1096879.5014 μ^2	19465.6391 μ^2

* Minimum perimeter of pore on mild steel coupon studied by MRM is 10.5263 μ




Fig. 2. Micrograph of mild steel coupon treated in salt spray test

In salt spray test, percentage porosity (69.94%), numbers of pores (13380) and the porous area ($1096879.5014\mu^2$) on the mild steel surface are high due to corrosive action of direct exposure of chloride ions on the surface of mild steel coupon. In this test, perimeter of pore (52323.4375μ) and A/O ratio are high due to large size and high depth of pores respectively. On the other hand low percentage porosity (10.27%), less numbers of pores (7036) and low porous surface area of mild steel coupon treated with VPCI provide the effectiveness of VPCI against the corrosive environment of Cl^- . Morphological results and porosity of metallurgical research microcopy

provide the evidence of presence of porosity and barrier layer of VPCI on mild steel coupon which is further confirmed by the SEM images of blank coupon and mild steel coupon treated with VPCI at high resolution as shown in Fig. 3. Results of SEM clearly indicate the crevice type of corrosion in NaCl environment on mild steel coupon.

3.4 Sulphurdioxide Test

Results of effect of acidic nature of sulphurdioxide on mild steel coupon are given in Table 6.

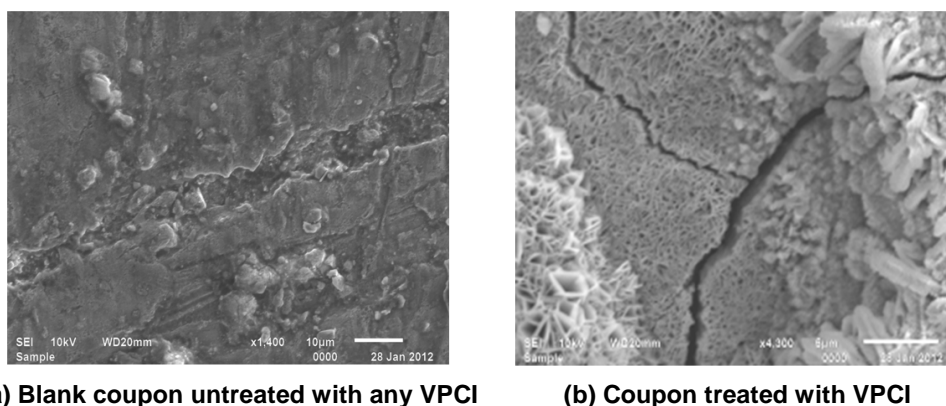


Fig. 3. SEM of mild steel coupon treated in NaCl environment

Table 6. Weight loss, corrosion rate and percentage corrosion inhibition efficiency of combinations of vapour phase corrosion inhibitors obtained from sulphurdioxide test

Combinations of VPCI	Wt. loss ($\times 10^{-1}mg$)	CR ($\times 10^{-4}mpy$)	PCIE
Blank	152	52.4	-
Thiourea	66	22.7	56.67
Thiourea+1,3-Diaminopropane	51	17.6	66.41
Thiourea+N,N,N,N-Tetramethylethylenediamine	45	15.5	70.42
Thiourea + Ethylamine	42	14.5	72.33

* Study of mild steel coupons for corrosion rate calculation were carried out after 10 days exposure of SO_2 gas

4. CONCLUSIONS

As a result of experimental work carried out on the performance of investigated vapour phase corrosion inhibitors, a deep analysis of corrosion parameters obtained by corrosion testing experiments and morphology of mild steel coupon show that all combinations perform excellent corrosion inhibition property against the aggressive environments of SO₂ and NaCl at high relative humidity and high temperature. It is clear that vapours can easily neutralized the acidity of environments due to their basic strength, saturated the atmosphere around the mild steel coupon by its vapours, easily adsorbed on surface of mild steel to form protective covering for the corrodents, retard the rate of corrosion and protect the mild steel from corrosion. Rate of adsorption of combinations on mild steel coupon is increased due to presence of more lone pair donor sites in the molecule of N,N,N,N-Tetramethylethylenediamine and 1,3-Diaminopropane molecules. High basic strength of vapour phase corrosion inhibitor can easily neutralize the acidic character of environment around mild steel coupon and retard the corrosion rate. Basic strength of molecule is enhanced by +I effect in N,N,N,N-Tetramethylethylenediamine and Ethylamine. It is found that Thiourea + N,N,N,N-Tetramethylethylenediamine show very high PCIE (80.98%) in weight loss test. Mechanism of action of corrosion inhibitors and the effect of aggressive corrodents on the surface of mild steel coupon are supported by morphology of mild steel studied by MRM and SEM. Results of MRM and SEM provide evidences of crevice type of corrosion, formation of barrier layer of vapours of VPCI and penetration of that layer by Cl⁻ ions on mild steel surface.

COMPETING INTERESTS

Authors have declared that no competing interests exist.

REFERENCES

- Graedel TE, Leygraf C. Scenarios for atmospheric corrosion in the 21st century. *The Electrochemical Society Interface*. 2001;10(4):24-30.
- Naixin X, Zhao L, Ding C, Zhang C, Li R, Zhang Q. *Corrosion Science*. 2002;44:163-170.
- Scully JC. *The Fundamentals of Corrosion*. 4th Edition, Pergamon Press, New York; 1994.
- Corvo F. Atmospheric corrosion of steel in humid tropical climates: Humidity, temperature, rainfall and sun radiation. *Corrosion*. 1984;40(4):170-175.
- Morcillo M, Chico B, Otero E, Mariaca L. Effect of marine aerosol on atmospheric corrosion. *Material Performance*. 1999; 38(4):72-77.
- Ericsson R, Sydberger T. Influence of SO₂, periodical wetting and corrosion products on atmospheric corrosion of steel. *Material and Corrosion*. 1980;31(6):455-463.
- Blucher BD, Lindstrom R, Svensson JE, Johansson LG. The effect of CO₂ on the NaCl-induced atmospheric corrosion of aluminum. *Journal of Electrochemical Society*. 2001;148(4):127-131.
- Vuorinen E, Ngoben P, Van der Klashorst GH, Skinner W, De WE, Ernst WS. Derivatives of Cyclohexylamine and morpholine as volatile corrosion inhibitors. *British Corrosion Journal*. 1994;29(2):120-121.
- Quraishi MA, Jamal, Singh RN. Inhibition of mild steel corrosion in the presence of fatty acid thiosemicarbazides. *Corrosion*. 2002;58(3):201-207.
- Subramanian A, Kumar RR, Natesan M, Vasudevan T. The performance of VPI coated paper for temporary corrosion prevention of metals. *Anti Corrosion Methods and Materials*. 2002;49(5):354-363.
- Subramanian A, Rajendran P, Natesan M, Balakrishnan K, Vasudevan M. Corrosion behavior of metals in SO₂ environment and its prevention by some volatile corrosion inhibitors. *Anti Corrosion Methods and Materials*. 1999;46(5):346-351.
- Vuorinen E, Skinner W. Amine carboxylates as vapor phase corrosion inhibitors. *British Corrosion Journal*. 2002;37(2):159-160.
- Skinner W, Preez FD, Vuorinen E. Evaluation of vapor phase corrosion inhibitors. *British Corrosion Journal*. 1999;34(2):151-152.
- Quraishi MA, Jamal D. Inhibition of metals corrosion by a new vapor phase corrosion inhibitor. *J. Metallurgy and Material Science*. 2005;47(1):45-50.
- Quraishi MA, Bhardwaj V, Jamal D. Prevention of metallic corrosion by some

- salts of benzoic hydrazide under vapor phase conditions. Indian Journal of Chemical Technology. 2005;12(1):93-97.
16. Zhang DQ, Gao LX, Zhou GD. Polyamine compound as a volatile corrosion inhibitor for atmospheric corrosion of mild steel. Material and Corrosion. 2007;58(8):594-598.
 17. Khamis E, Andis NA. Herbs as new type of green, inhibitors for acidic corrosion of steel. Material Wissenschaft and Werkstofftechnik. 2002;33(9):550-554.
 18. Poongothai N, Rajendran P, Natesan M, Palaniswamy N. Wood bark oils as vapor phase corrosion inhibitors for metals in NaCl and SO₂ environments. Indian Journal of Chemical Technology. 2005;12: 641-647.
 19. Premkumar P, Kannan K, Natesan M. Thyme extract of *Thymus vulgar* L. as volatile corrosion inhibitor for mild steel in NaCl environment. Asian Journal of Chemistry. 2008;20(1):445-451.
 20. Premkumar P, Kannan K, Natesan M. Natural thyme volatile corrosion inhibitor for mild steel in HCl environment. Journal of Metallurgy and Material Science. 2008;50(4):227-234.
 21. Cano E, Bastidas DM, Simancas J, Bastidas JM. Dicyclohexylamine nitrite as volatile corrosion inhibitor for steel in polluted environments. Corrosion. 2005; 61(5):473-479.
 22. Zubielewicz M, Gnot W. Mechanisms of non-toxic anticorrosive pigments in organic waterborne coatings. Progress in Organic Coatin. 2004;49:358-371.
 23. Batis G, Kouloumbi N, Soulis E. Sandblasting: The only way to eliminate rust? Anti Corrosion Methods and Materials. 1998;45(4):222-226.
 24. Lyublinski EY. Synergistic corrosion management systems for controlling, eliminating and managing corrosion. WO Patent 124058. 2008;1-14.
 25. Chambers B. Rapid discovery of new corrosion inhibitors using combinatorial methods. Electrochemical Society, 203rd Meeting abstracts, Paris, France, Apr. 27-May 2, 2003;261.
 26. Chaudhary RS, Kumar H. Technique to determine anti-scalants efficiency for industrial cooling water system. Indian Journal of Chemical Technology. 2004; 11(6):783-786.
 27. Rajendran S, Suganya SR, Shyamala GN, Rathish JR, Mideen AS. Proceeding of the 7th International Symposium on Advances in Electrochemical Sciences and Technology (ISAEST- VII), Chennai, India, Nov. 27-29, C. 2003;149.
 28. Venugopalan S, Apparao BV, Venkatachari G, Muralidharan S, Narasimhan SV. 11th National Convention of Electrochemists [NCE-11], Souvenir and Abstracts, Bishop Heber College, Tiruchirappalli, Dec. 26-27: 2003;3.
 29. AppaRoa BV, Christina K. 11th National Convention of Electrochemists [NCE-11], Souvenir and Abstracts, Bishop Heber College, Tiruchirappalli, Dec. 26-27: 2003;SS-14.
 30. AppaRao BV, SrinivasRao S. 11th National Convention of Electrochemists [NCE-11], Souvenir and Abstracts, Bishop Heber College, Tiruchirappalli, Dec. 26-27: 2003;3.
 31. Shibli SMA, Sreevalsan K Kumary VA. 11th National Convention of Electrochemists [NCE-11], Souvenir and Abstracts, Bishop Heber College, Tiruchirappalli, Dec. 26-27: 2003;3.
 32. Kumar H, Saini V, Yadav V. Study of vapour phase corrosion inhibitors for mild steel under different atmospheric conditions. International Journal of Engineering. & Innovative Technology. 2013;3(3):206-211.
 33. Kumar H, Yadav V. Corrosion characteristics of mild steel under different atmospheric conditions by vapour phase corrosion inhibitors. American Journal of Materials Science & Engineering. 2013; 1(3):34-39.
 34. Kumar H, Yadav V. CHA, BA, BTA & TEA as vapour phase corrosion inhibitors for mild steel under different atmospheric conditions. Journal of Corrosion Science & Engineering. 2013;16(Preprint 4).
 35. Kumar H, Saini V. Corrosion characteristics of vapour phase inhibitors for mild steel under different atmospheric condition. Journal of Corrosion Science & Engineering. 2012;14(Preprint 5).
 36. Kumar H, Saini V. DAPA, EA, TU and BI as vapour phase corrosion inhibitors for mild steel under atmospheric conditions. Research Journal of Chemical Sciences. 2012;2(2):10-17.
 37. Kumar H, Yadav V. BIA, DPA, MBTA and DMA as vapour phase corrosion inhibitors for mild steel under different atmospheric conditions. International Letters of

- Chemistry, Physics and Astronomy. 2014; 1:52-66.
38. Saini V, Kumar H. DAA, 1-BIZ and 5-ATZ as VPCI for mild steel under different aggressive atmospheric conditions at high temperature. International Letters of Chemistry, Physics and Astronomy. 2014;17(2):174-192.
39. Saini V, Kumar H. Synergistic effect of CTAB as VPCI for mild steel. International Journal of Chemical and Physical Sciences. 2014;3(5):52-69.

© 2016 Saini et al.; This is an Open Access article distributed under the terms of the Creative Commons Attribution License (<http://creativecommons.org/licenses/by/4.0>), which permits unrestricted use, distribution, and reproduction in any medium, provided the original work is properly cited.

Peer-review history:
The peer review history for this paper can be accessed here:
<http://sciencedomain.org/review-history/12853>